



## Hamptons South Tower

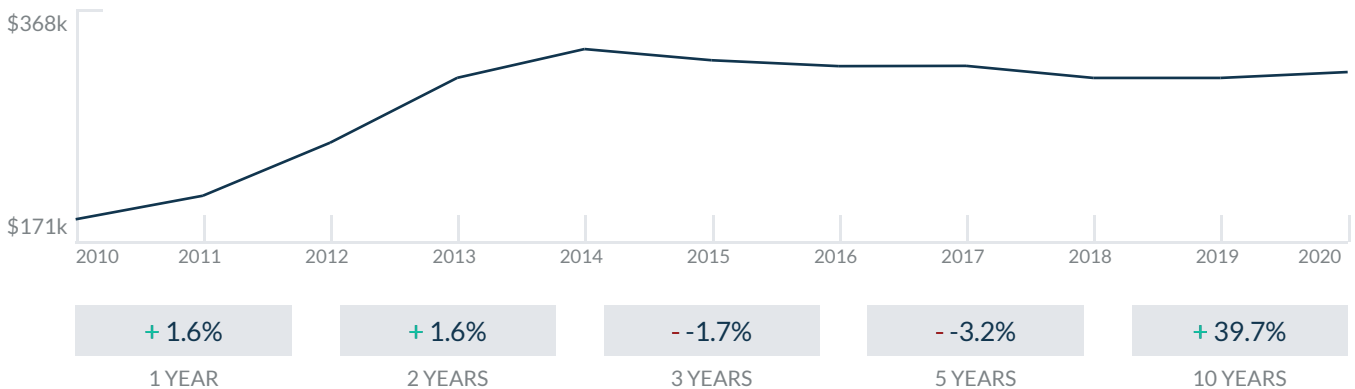
20201 E Country Club Dr  
Aventura, FL 33180

Every month we compile this comprehensive market report focus on Hamptons South Tower in this convenient and easy to read format. Our datas comes from more than six different sources including MLS Associations, County Offices and Financial Institutions. Get this report for free every month on our website [hamptonssouthtower.com](http://hamptonssouthtower.com).

### Property Stats

POSTAL CODE 33180

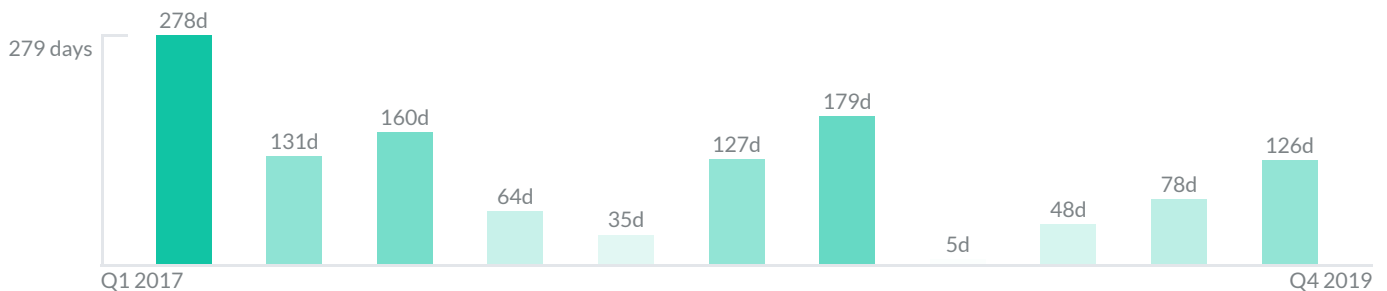
The property stats graph represents the median price evolution since ten years in your postal code area.



### Similar Properties

DAYS ON THE MARKET

Everyday 3 months we monitor how many days it takes for similar properties to be sold. This is also a good indicator to know when to buy or sale!



# Mortgage Rates

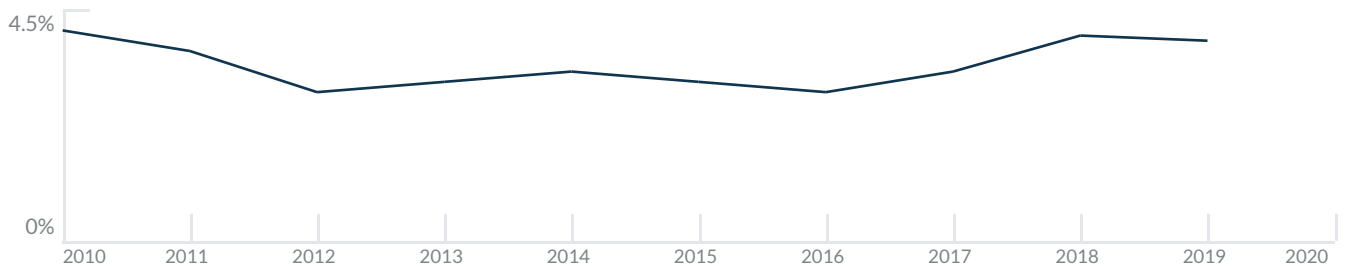
PER YEAR

Understanding mortgage economics is important when you want to buy with a loan. Below is the historical yearly average mortgage rates in the Unites States retrieved from Freddie Mac©

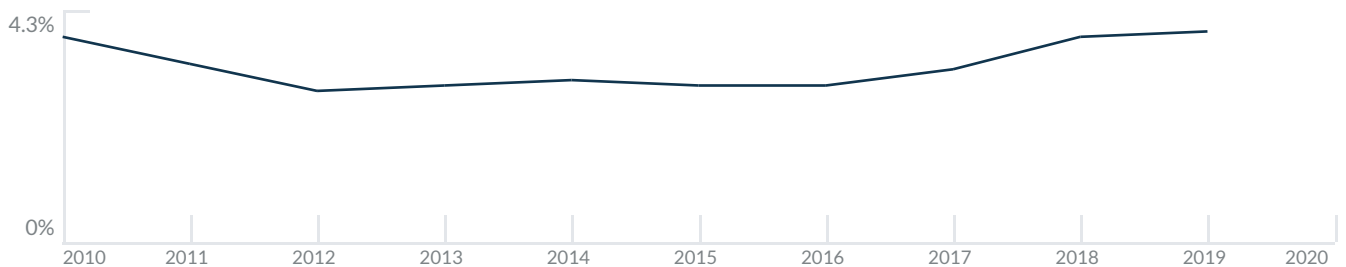
30 YEARS FIXED 4.4%



15 YEARS FIXED 3.9%



5/1-YEAR ADJUSTABLE 3.9%



# Schools

CLOSEST

Having good schools nearby is important if you have kids or plan to rent or sell your home. Ratings are retrieved from the leading independent and nonprofit GreatSchools©

ELEMENTARY SCHOOL	MIDDLE SCHOOL	HIGH SCHOOL
Aventura City Of Excellence School	Hollywood Academy of Arts and Science Middle School	Palmdale High School
10/10	10/10	3/10

# Insights

IN HAMPTONS SOUTH TOWER

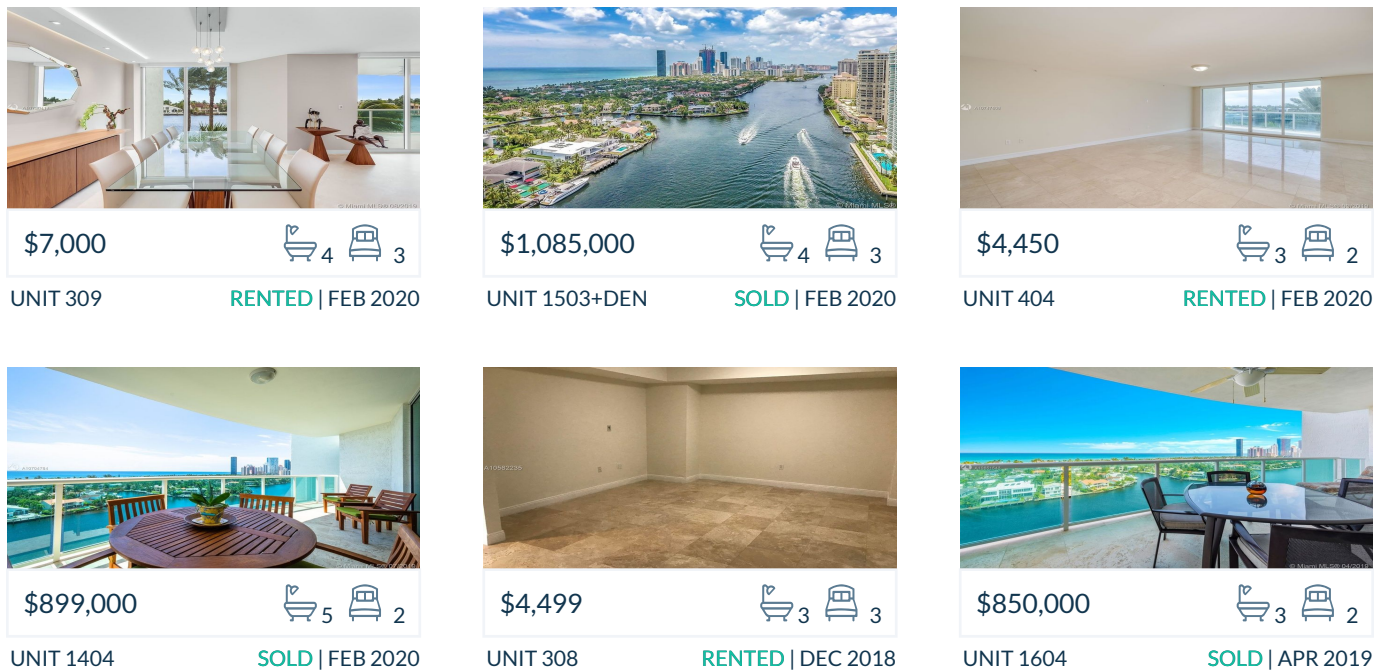
Below the average listing prices of available unit per property type.



# Activity

SOLD OR RENTED

Below the latest transactions reported by the local MLS Association for Hamptons South Tower



## Sold

LAST 20 PROPERTIES SOLD IN HAMPTONS SOUTH TOWER

Unit	Price	Beds/Baths	\$/Sqft	Sqft	Buying Date	Days on Market
1503...	\$1,085,000	3/4	\$332.4	3,264	Nov 2019	168
1404	\$899,000	2/5	\$301.7	2,980	Oct 2019	83
1604	\$850,000	2/3	\$285.2	2,980	Jun 2019	59
1101	\$1,379,000	4/4	\$385.7	3,575	Jun 2019	96
1104	\$975,000	2/3	\$327.2	2,980	Mar 2019	36
1603	\$1,290,000	3/3	\$395.2	3,264	Feb 2019	80
1505	\$1,399,000	3/4	\$426.5	3,280	Feb 2019	43
2005	\$1,235,000	3/4	\$376.5	3,280	Jan 2019	33
804	\$850,000	2/3	\$285.2	2,980	Dec 2018	5
1605	\$1,275,000	3/3	\$388.7	3,280	Aug 2018	179
2710	\$1,718,000	4/4	\$477.4	3,599	May 2018	112
2303	\$1,495,000	3/4	\$458.0	3,264	May 2018	142
908	\$1,270,000	3/4	\$389.1	3,264	Mar 2018	8
1505	\$1,350,000	3/3	\$411.6	3,280	Jan 2018	48
1505	\$1,350,000	3/4	\$411.6	3,280	Jan 2018	48
508	\$1,200,000	3/3	\$367.6	3,264	Dec 2017	42
508	\$1,200,000	3/4	\$367.6	3,264	Dec 2017	42
603	\$1,190,000	3/3	\$364.6	3,264	Dec 2017	77
603	\$1,190,000	3/3	\$364.6	3,264	Dec 2017	77
1204	\$1,115,000	2/2	N/A	N/A	Nov 2017	24

## Rented

LAST 20 PROPERTIES RENTED IN HAMPTONS SOUTH TOWER

Unit	Price	Beds/Baths	\$/Sqft	Sqft	Rented Date	Days on Market
309	\$7,000	3/4	\$2.1	3,262	Jan 2020	119
404	\$4,450	2/3	\$1.5	2,980	Nov 2019	49
308	\$4,499	3/3	\$1.4	3,264	Jun 2019	197
703	\$6,250	3/4	\$1.9	3,264	Jun 2019	223
1808	\$6,150	3/3	\$1.9	3,264	May 2019	229
1701	\$6,200	4/4	\$1.7	3,575	Apr 2019	25
2202	\$7,000	3/4	\$2.1	3,262	Dec 2018	633
2202	\$7,000	3/4	\$2.1	3,262	Dec 2018	633
1904	\$5,200	2/3	\$1.7	2,980	Aug 2018	141
405	\$5,500	4/4	\$1.7	3,280	Aug 2018	61
2009	\$5,950	3/4	\$1.8	3,262	Jun 2018	244
2009	\$5,950	3/4	\$1.8	3,262	Jun 2018	244
410	\$5,750	4/4	\$1.6	3,599	May 2018	335
410	\$5,750	4/4	\$1.6	3,599	May 2018	335
905	\$5,900	3/4	\$1.8	3,280	May 2018	66
2803	\$6,250	3/3	\$1.9	3,264	Mar 2018	154
2803	\$6,250	3/4	\$1.9	3,264	Mar 2018	154
904	\$6,500	2/3	\$2.2	2,980	Dec 2017	375
904	\$6,500	2/4	\$2.2	2,980	Dec 2017	375
406	\$4,850	3/3	\$1.6	2,973	Oct 2017	83

## Currently Listed

ACTIVE LISTINGS 1/2

Unit	Price	Beds/Baths	\$/Sqft	Sqft	Listing Date	Owner
PH28...	\$1,495,000	3/3	\$458.0	3264	Dec 2019	DAVID A FISH...
PH26...	\$1,248,000	2/4	\$418.8	2980	Feb 2020	N/A
PH8-9	\$3,850,000	6/8	\$589.9	6526	Feb 2020	
309	\$1,350,000	3/4	\$413.9	3262	Feb 2020	DANIEL SARS...
403	\$975,000	3/3	\$298.7	3264	Feb 2020	N/A
404	\$820,000	2/3	\$275.2	2980	Feb 2020	MIKE SUTTO...
405	\$5,600/mth	4/4	\$1.7	3280	Feb 2020	YAKLUP IMIR
507	\$990,000	2/4	\$332.2	2980	Feb 2020	
507	\$6,500/mth	3/4	\$2.2	2980	Mar 2020	
607	\$6,500/mth	2/4	\$2.2	2980	Mar 2020	N/A
609	\$1,170,000	3/3	\$358.7	3262	Feb 2020	RUGGIERRO...
703	\$1,399,000	3/4	\$428.6	3264	Feb 2020	LEON MANN...
704	\$999,000	2/4	\$335.2	2980	Mar 2020	RAYMOND J...
903	\$1,125,000	3/3	\$344.7	3264	Mar 2020	N/A
903	\$6,000/mth	3/3	\$1.8	3264	Feb 2020	N/A
905	\$1,299,000	3/4	\$396.0	3280	Feb 2020	SANDRO FLO...
1001	\$1,400,000	4/6	\$391.6	3575	Feb 2020	MOTI ABADI J...
1001	\$7,500/mth	4/6	\$2.1	3575	Feb 2020	MOTI ABADI J...
1202...	\$1,125,000	3/4	\$344.9	3262	Feb 2020	HAMPTONS 1...
1405	\$1,125,000	3/4	\$343.0	3280	Feb 2020	LIA MERENFE...

## Currently Listed

---

ACTIVE LISTINGS 2/2

Unit	Price	Beds/Baths	\$/Sqft	Sqft	Listing Date	Owner
1703	\$1,085,000	3/4	\$332.4	3264	Feb 2020	N/A
1704	\$899,000	2/3	\$301.7	2980	Feb 2020	WILLIAM H E...
1808	\$7,200/mth	3/3	\$2.2	3264	Feb 2020	VIVIANA MAR...
1902	\$1,298,000	3/4	\$397.9	3262	Feb 2020	N/A
1910	\$1,495,000	4/4	\$415.4	3599	Feb 2020	N/A
2201	\$7,000/mth	4/5	N/A	N/A	Feb 2020	REFERENCE O...
2204...	\$1,195,000	2/4	\$401.0	2980	Mar 2020	LINDA KOCH...
2304	\$1,750,000	2/4	\$587.2	2980	Feb 2020	JULIO ARCINI...
2309	\$1,375,000	3/4	\$421.5	3262	Feb 2020	JULIO O BARE...
2310	\$1,399,000	4/4	\$388.7	3599	Mar 2020	OSCAR DARE...
2406	\$1,299,995	2/4	\$437.3	2973	Feb 2020	THOMAS STEI...
2502	\$6,900/mth	3/4	\$2.1	3262	Mar 2020	LESLEY SUTT...
2509	\$1,425,000	3/4	\$436.8	3262	Jul 2019	N/A
2509	\$1,370,000	3/4	\$420.0	3262	Feb 2020	NOGIE MEGG...
2606	\$2,300,000	6/7	\$386.0	5958	Feb 2020	HABIB ESSES
2606	\$12,000/mth	6/7	\$2.0	5958	Mar 2020	HABIB ESSES
2709	\$1,545,000	3/4	\$473.6	3262	Feb 2020	EMILE MIMRAN